

YOUR FITNESS BRAND

FITNESS

PRESENTS

KILL THE BELLY FAT

The Science-Backed Guide to Eliminating **Hormonal Belly Fat**

AFTER 40



TARGET HORMONES
Not Just Calories



BOOST METABOLISM
Preserve Muscle
Burn More Fat



LOWER STRESS
Balance Cortisol
Sleep Deeper



EAT SMARTER
Hormone-Supportive
Nutrition



**WHY BELLY FAT AFTER 40 IS DIFFERENT —
AND THE EXACT STRATEGY TO BEAT IT**

STRONGER. LEANER. CONSISTENT.

[YOURDOMAIN.COM](#)

THE BELLY FAT PROBLEM NOBODY IS TALKING ABOUT

You eat better. You train harder. The scale drops. Your clothes fit better. But that stubborn belly fat? It **won't budge**.

After 40, your body isn't just a "bigger version" of your younger self. Belly fat after 40 is **physiologically different** than it was at 25.

It's driven by **hormonal** and **metabolic** mechanisms that didn't exist back then.

That's why the same diet and exercise advice that worked in your 30s often fails now. It doesn't address the **real cause**.



THE ALARMING REALITY



Visceral fat is the **deep belly fat** that accumulates after 40.



It is **metabolically active** tissue that releases inflammatory compounds and hormones into your bloodstream.



Higher visceral fat is associated with **increased risk of type 2 diabetes, cardiovascular disease, certain cancers**, and accelerated **cognitive decline**.

THE HORMONAL ROOT CAUSES

Why Your Body Changes After 40

Four primary hormonal shifts drive belly fat accumulation in adults after 40. Understanding each one allows you to target them directly—rather than randomly trying diets and workout programs that don't address the underlying cause.



THE 4 KEY HORMONAL SHIFTS AFTER 40

<p>1 INSULIN RESISTANCE</p> <p>Cells become less sensitive to insulin. Your pancreas produces more insulin, which drives fat storage—especially around the abdomen.</p>	<p>2 CORTISOL</p> <p>Chronic stress keeps cortisol elevated, stimulating visceral fat growth, muscle breakdown, cravings, and a slower metabolism.</p>	<p>3 SEX HORMONE DECLINE</p> <p>Lower estrogen, testosterone, and progesterone shift fat storage to the abdomen, increase cortisol effects, and reduce muscle and recovery.</p>	<p>4 GROWTH HORMONE REDUCTION</p> <p>HGH naturally declines with age, reducing fat burning, muscle preservation, and overall metabolic efficiency.</p>
---	--	---	--

1. INSULIN RESISTANCE: THE PRIMARY DRIVER

Insulin moves glucose into cells for energy. After 40, cells become less responsive, so your pancreas produces MORE insulin. High insulin forces your body to store fat—particularly in the abdominal region.

Elevated insulin also blocks lipase—the enzyme that releases stored fat for fuel. That's why you can eat less and still struggle to lose belly fat.

SIGNS YOU MAY HAVE INSULIN RESISTANCE

- Energy crashes after meals
- Sugar/carbohydrate cravings
- Afternoon brain fog
- Difficulty losing fat
- Waist >35" (women) or >40" (men)
- Skin tags on neck or underarms
- Fasting blood glucose >100 mg/dL

2. CORTISOL: THE STRESS BELLY HORMONE

Acute cortisol spikes are healthy. But chronically elevated cortisol—which is common after 40 due to stress, poor sleep, and life pressure—leads to:

- Stimulates visceral fat cell growth
- Promotes muscle breakdown
- Drives intense carbohydrate cravings
- Downregulates thyroid and slows metabolism

The result: a body that builds belly fat and loses muscle.

3. SEX HORMONE DECLINE

WOMEN

Estrogen decline shifts fat storage from hips and thighs to the abdomen ("apple shaped"). Lower progesterone increases cortisol effects and disrupts sleep.

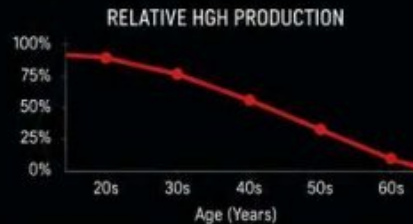


MEN

Testosterone decline increases aromatase (converts testosterone to estrogen in fat cells). More belly fat = more aromatase = more fat. A self-reinforcing cycle that must be broken strategically.

4. GROWTH HORMONE REDUCTION

Human growth hormone (HGH) is the body's primary fat-burning and muscle-preserving signal. It peaks in your 20s and declines ~15% per decade after that.



HGH is released primarily during deep sleep and intense exercise—two factors that often decline after 40.



THE BELLY FAT-MUSCLE MASS CONNECTION

Muscle tissue is metabolically active. One pound of muscle burns ~50-70 calories per day at rest. After 30, you lose 3-8% of muscle per decade—faster without resistance training.

This is why the "eat less, exercise more" strategy fails after 40. Calorie restriction without resistance training accelerates muscle loss, drops metabolism, and creates the cycle of eating less while gaining fat.

THE SOLUTION: Build and preserve muscle while addressing

THE BOTTOM LINE



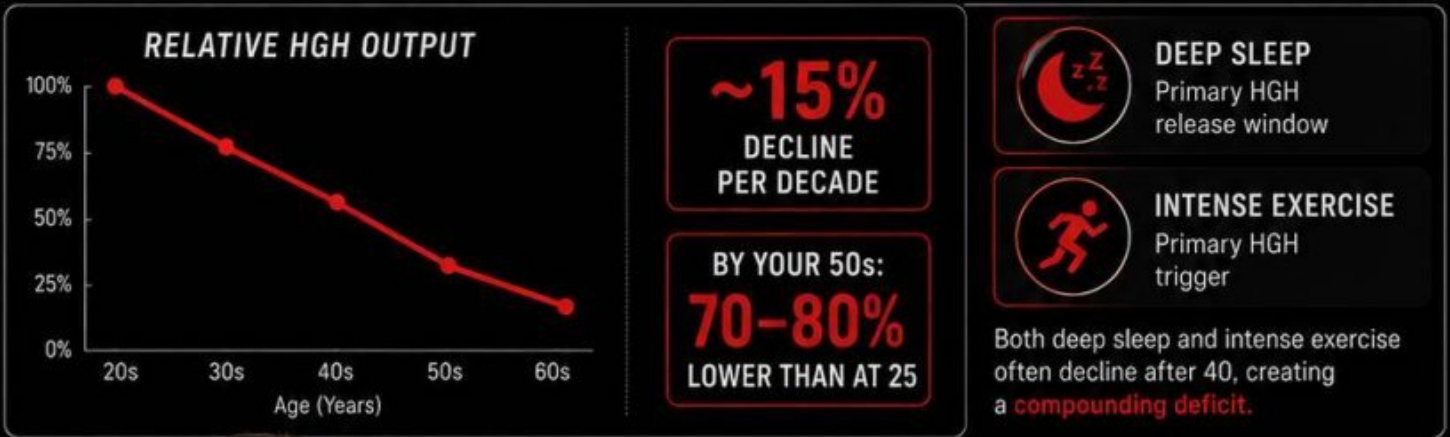
You cannot out-train a hormonal problem. Fix the hormones, preserve muscle, and the fat will finally come off.

SECTION 1 CONTINUED

4. GROWTH HORMONE REDUCTION

THE FAT-BURNING AND MUSCLE-PRESERVING SIGNAL

Human growth hormone (HGH) is the body's primary fat-burning and muscle-preserving signal. It peaks in your 20s and declines about 15% per decade after that. By your 50s, your HGH output can be **70-80%** lower than it was at age 25.



THE BELLY FAT-MUSCLE MASS CONNECTION

1 LB OF MUSCLE BURNS ~50-70 CALORIES PER DAY AT REST

MUSCLE LOSS AFTER 30: 3-8% PER DECADE
Loss accelerates without resistance training.

MORE MUSCLE → **HIGHER METABOLIC RATE** → **EASIER FAT LOSS**

LESS MUSCLE → **LOWER METABOLIC RATE** → **MORE BELLY FAT STORAGE**

WHY EAT LESS, EXERCISE MORE FAILS AFTER 40

- ✗ Crash dieting without resistance training accelerates muscle loss
- ✗ Lower muscle mass drops metabolic rate
- ✗ The result: eating less while gaining fat

THE SOLUTION

Build and preserve muscle while improving the hormonal environment **simultaneously**.

SECTION 2

THE ANTI-BELLY FAT STRATEGY

THE FOUR-PILLAR APPROACH

Eliminating hormonal belly fat requires a coordinated four-pillar approach. Each pillar addresses a different root cause—and all four must work together. Ignore even one, and results stay slow and frustrating.



THE FOUR PILLARS

PILLAR 1



INSULIN OPTIMIZATION

Controlling blood sugar and reducing chronic insulin elevation.

PILLAR 2



METABOLIC TRAINING

Exercise protocols that maximize fat burning while preserving muscle.

PILLAR 3



CORTISOL MANAGEMENT

Lifestyle interventions that lower chronic stress hormone.

PILLAR 4



HORMONAL NUTRITION

Eating patterns that support sex hormone balance and improve body composition.

PILLAR 1: INSULIN OPTIMIZATION

TIME-RESTRICTED EATING FOR INSULIN SENSITIVITY

Restricting eating to a defined daily window is one of the strongest evidence-based tools for improving insulin sensitivity in adults over 40.

- ✓ **Recommended protocol: 16:8**
16 hours fasting, 8-hour eating window.
- ✓ **Example:** Eat between 10 AM and 6 PM.
- ✓ This allows insulin to stay low long enough for fat-burning (lipolysis) to occur.



CARBOHYDRATE TIMING STRATEGY

MEAL/TIME	CARB STRATEGY	WHY IT WORKS
First meal of day	Moderate carbs acceptable	Insulin sensitivity highest in AM
Pre-workout (1-2 hrs)	20-40g carbs (optional)	Fuels training performance
Post-workout (within 90 min)	40-60g carbs	Peak insulin sensitivity, muscle glycogen replenishment
Evening meals	Very low carbs	Insulin sensitivity lowest in evening
Late night	No carbs	Insulin sensitivity at daily minimum

PILLAR 1: INSULIN OPTIMIZATION

Time-Restricted Eating for Insulin Sensitivity

After 40, chronically elevated insulin is the primary driver of hormonal belly fat. Time-restricted eating lowers insulin long enough each day to unlock fat burning, preserve muscle, and restore metabolic flexibility.



16:8 TIME-RESTRICTED EATING

- Recommended protocol: 16 hours fasting, 8-hour eating window
- Example: Eat between **10 AM and 6 PM**
- This allows insulin to stay low long enough for fat burning (lipolysis) to occur.



THE INSULIN / LIPASE SWITCH

HIGH-INSULIN STATE (LOCKED GATE)



Stored fat cannot be released for fuel, even in a caloric deficit.

LOW-INSULIN STATE (UNLOCKED GATE)



Cellular fat gates unlock for systemic lipolysis.

CARBOHYDRATE TIMING STRATEGY

MEAL/TIME	CARB STRATEGY	WHY IT WORKS
First meal of day	Moderate carbs acceptable	Insulin sensitivity highest in AM
Pre-workout (1-2 hrs)	20-40g carbs (optional)	Fuels training performance
Post-workout (within 90 min)	40-60g carbs	Peak insulin sensitivity, muscle glycogen replenishment
Evening meals	Very low carbs	Insulin sensitivity lowest in evening
Late night	No carbs	Insulin sensitivity at daily minimum

FOODS THAT SPECIFICALLY TARGET INSULIN RESISTANCE



APPLE CIDER VINEGAR

(1-2 tsp before meals)

Blunts postprandial glucose spikes by 19-34%.



CINNAMON

(2g/day)

Improves insulin receptor sensitivity; use Ceylon cinnamon.



BERBERINE

(500mg 3x/day with meals)

Glucose-lowering effects comparable to metformin in trials.



RESISTANT STARCH

(green bananas, cold cooked potatoes, oats)

Supports gut bacteria that improve insulin sensitivity.



VINEGAR-DRESSED SALAD

(before carb-heavy meals)

Slows glucose absorption significantly.



BPF RULE:

Lower insulin long enough and often enough, and belly fat finally becomes available to burn.





SECTION 2

PILLAR 2: METABOLIC TRAINING FOR BELLY FAT

Strategic training is the key to a faster metabolism, hormone balance, and long-term fat loss after 40.





WHY CARDIO ALONE DOESN'T WORK AFTER 40

Long-duration steady-state cardio (45–60 min at moderate intensity) can become counterproductive for belly fat after 40.

-  **CORTISOL** It increases cortisol.
-  **MUSCLE LOSS** It promotes muscle breakdown.
-  **HUNGER RESPONSE** It triggers compensatory hunger responses that can exceed calories burned.
-  **METABOLIC IMPACT** It has minimal effect on resting metabolic rate.


WHY THIS PROTOCOL WORKS

This training approach is specifically designed to shift your body into a fat-burning, hormone-balanced state—especially after 40.

-  **CORTISOL CONTROL** Suppresses cortisol post-exercise (unlike long cardio).
-  **MUSCLE PRESERVATION** Preserves and builds metabolically active muscle.
-  **EPOC EFFECT** Creates a post-exercise oxygen consumption (EPOC) effect that burns fat for 24–48 hours after training.
-  **INSULIN SENSITIVITY** Directly improves insulin sensitivity in skeletal muscle.

TRAINING PROTOCOL A: STRENGTH-FIRST (3 DAYS/WEEK)

Research from the Journal of Obesity shows that resistance training combined with brief high-intensity intervals is the most effective exercise combination for visceral fat reduction in the 40+ population.

EXERCISE	SETS x REPS	REST	NOTES
 Barbell or Goblet Squat	4 x 8–10	90 sec	Full depth, controlled tempo
 Romanian Deadlift	4 x 10–12	90 sec	Feel hamstring stretch at bottom
 Incline Dumbbell Press	3 x 10–12	75 sec	Slight incline targets upper chest
 Seated Cable Row	3 x 12	75 sec	Full stretch, full squeeze
 Overhead Press (standing)	3 x 10	75 sec	Full lockout, brace core
 10-min Finisher: KB Swings	10 x 10	20 sec rest	Powerful hip drive, not squat



BPF RULE:

Build muscle first,
and belly fat loss accelerates.



SECTION 2 CONTINUED

TRAINING PROTOCOL B+ DAILY WALKING

These sessions are designed to create maximum EPOC (excess post-exercise oxygen consumption) and directly improve insulin sensitivity. We train at high effort, but keep each workout to 30 minutes—beyond that threshold, cortisol elevation becomes counterproductive for burning belly fat.



TRAINING PROTOCOL B: METABOLIC CIRCUIT (2 DAYS/WEEK)

ROUND	EXERCISE SEQUENCE	WORK	REST
1	Squat + Press / Push-Up / Hip Hinge Row	40 sec each	20 sec between / 2 min after
2	Reverse Lunge / Dumbbell Row / Mountain Climber	40 sec each	20 sec between / 2 min after
3	Goblet Squat / Plank Pull-Through / Jump Squat	40 sec each	20 sec between / 2 min after
4	Farmer Carry / Push-Up / Hip Thrust	40 sec each	20 sec between / Done

WHY THIS CIRCUIT WORKS



MAXIMUM EPOC

Short, intense circuits keep your metabolism elevated for hours after training.



IMPROVES INSULIN SENSITIVITY

Move more glucose into your muscles and out of storage.



HIGH EFFORT, SHORT DURATION

Maximum results in minimal time—30 minutes or less.



KEEPS CORTISOL FROM BECOMING COUNTERPRODUCTIVE

Stops workouts before cortisol levels rise and stall fat loss.

THE NON-NEGOTIABLE: DAILY WALKING

Beyond formal workouts, walking is one of the most underrated belly-fat tools available.



Low-intensity walking under 65% max heart rate uses fat as its primary fuel source and does **NOT** raise cortisol.



TARGET:

7,000–10,000 STEPS DAILY



BEST TIMES:

15-MINUTE WALK AFTER EACH MEAL



POST-MEAL WALK BENEFIT:

BLUNTS THE POST-MEAL INSULIN SPIKE BY 20–30%



BPF RULE:

Short, strategic training + daily walking beats random cardio after 40.

CORTISOL MANAGEMENT

Lower Stress. Balance Hormones. Lose Belly Fat.

Chronically elevated cortisol is one of the biggest drivers of stubborn belly fat after 40. Managing stress isn't optional—it's a fat loss strategy.



THE CORTISOL-BELLY FAT CONNECTION

When stress is high for too long, cortisol stays elevated.

- 🧠 Increases belly fat storage
- 🍔 Triggers cravings (especially sugar & carbs)
- 💪 Breaks down muscle
- 😴 Disrupts sleep
- 🐢 Slows metabolism
- 🩸 Raises blood pressure and inflammation

WHY CORTISOL RISES AFTER 40



CHRONIC STRESS

Work, finances, family responsibilities, and constant "go mode" keep cortisol elevated.



POOR SLEEP

Short or poor-quality sleep raises cortisol and lowers growth hormone.



BLOOD SUGAR SWINGS

High spikes and crashes trigger cortisol releases to keep you functioning—leading to fat storage.



OVERTRAINING

Too much intensity without enough recovery increases stress hormones.



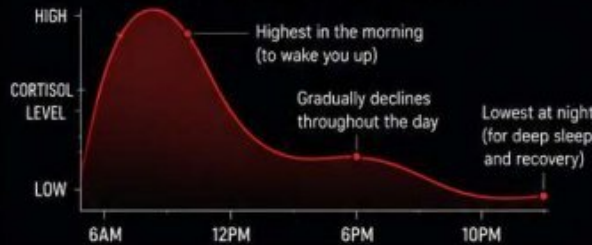
LACK OF RECOVERY TIME

No time to relax = no time for your body to reset. Cortisol stays high, fat loss stalls.

THE BENEFITS OF LOWER CORTISOL

- ✔ Less belly fat storage
- ✔ Better sleep and recovery
- ✔ More muscle, less muscle breakdown
- ✔ Improved mood and focus
- ✔ More energy, less fatigue
- ✔ Better blood sugar control

CORTISOL: A HEALTHY DAILY CURVE



THE PROBLEM

Chronic stress flattens this curve—cortisol stays elevated all day and too high at night.

THE RESULT

More belly fat, less muscle, poor sleep, low energy.

HOW TO LOWER CORTISOL AND LOSE BELLY FAT

1



PRIORITIZE QUALITY SLEEP

- 7–9 hours per night
- Keep a consistent sleep schedule
- Dark, cool, quiet room
- No screens 60 minutes before bed
- Supports fat loss and hormone balance

2



MANAGE STRESS DAILY

- 10–20 minutes of relaxation daily
- Try deep breathing, meditation, journaling, or prayer
- Protect time for yourself
- Lower stress = lower cortisol

3



CONTROL BLOOD SUGAR

- Eat protein, fiber, and healthy fats at every meal
- Limit sugar, refined carbs, and processed foods
- Stable blood sugar = less cortisol response

4



TRAIN SMART, NOT EXTREME

- Avoid excessive high-intensity training every day
- Use Training Protocol B (balanced intensity + recovery)
- Rest days are fat loss days too

5



MOVE MORE, STRESS LESS

- Daily walking lowers cortisol
- Get outside in natural light
- Movement improves mood and sleep

6



SUPPORT YOUR BODY

- Magnesium, Omega-3s, Vitamin D, Ashwagandha may help
- Stay hydrated and limit alcohol and caffeine
- Nourish, don't deplete

DAILY CORTISOL RESET PLAN

- ☑ Morning sunlight + protein-rich breakfast
- ☑ Daily walk (20–60 min)
- ☑ Focus on one stress management practice
- ☑ Balanced meals, no blood sugar rollercoasters
- ☑ Train smart (follow Protocol B)
- ☑ Digital sunset 60 min before bed
- ☑ 7–9 hours of quality sleep

THE BPF MINDSET

YOU CAN'T ALWAYS CONTROL WHAT HAPPENS. BUT YOU CAN CONTROL HOW YOU RESPOND.



CALM YOUR MIND.



RESET YOUR BODY.



LOSE THE BELLY FAT.



PILLAR 4: HORMONAL NUTRITION

Protein: Your Most Important Macro After 40

High-protein, hormone-supportive nutrition preserves muscle, reduces hunger, supports metabolic rate, and improves body composition after 40.



PROTEIN: YOUR MOST IMPORTANT MACRO AFTER 40

- ✓ Preserves the muscle mass that drives metabolic rate
- ✓ Reduces hunger more effectively than carbs or fat
- ✓ Has the highest thermic effect of food (20–30% of calories burned in digestion)
- ✓ Supports sex hormone precursor synthesis



TARGET: 0.8–1.0g of protein per pound of LEAN body mass

Example: 180 lb person at 25% body fat = 135 lb lean mass
→ 108–135g protein daily



Most adults over 40 are eating half of this.

THE BELLY FAT NUTRITION TEMPLATE

FOOD CATEGORY	DAILY TARGET	BEST SOURCES	TIMING
Lean Protein	30–40g per meal	Eggs, chicken, fish, Greek yogurt, cottage cheese	Every meal, especially breakfast
Non-starchy Veg	4–6 cups	Leafy greens, broccoli, peppers, zucchini	Fill half the plate always
Healthy Fats	45–65g daily	Avocado, olive oil, salmon, walnuts, eggs	Morning and evening meals
Strategic Carbs	75–150g (activity-dependent)	Sweet potato, oats, fruit, quinoa	Morning + post-workout only
Fiber	25–35g daily	Beans, lentils, vegetables, chia, flaxseed	Throughout the day
Water	Bodyweight (lb) / 2 = oz target	Plain water, sparkling water, herbal tea	Continuous, not forced boluses

SPECIFIC FOODS PROVEN TO TARGET VISCERAL FAT



GREEN TEA

(4+ cups daily or EGCG 400–800mg)

Catechins increase fat oxidation and selectively reduce visceral fat.



MONOUNSATURATED FATS: OLIVE OIL, AVOCADO

Reduce visceral fat deposits and inflammation.



FERMENTED FOODS: KEFIR, KIMCHI, SAUERKRAUT, PLAIN YOGURT

Improve microbiome composition.



CRUCIFEROUS VEGETABLES: BROCCOLI, CAULIFLOWER, BRUSSELS SPROUTS, CABBAGE

Support healthy estrogen metabolism.



WALNUTS AND FLAXSEED

Support hormone balance and reduce abdominal inflammation.



BPF RULE:

Eat to preserve muscle, control insulin, and support hormones – not just to cut calories.



FOODS THAT DRIVE BELLY FAT AFTER 40

What to Avoid If You Want to Eliminate Hormonal Belly Fat

After 40, your hormones make certain foods far more damaging to your waistline. These foods spike insulin, increase inflammation, and sabotage fat loss — especially around your midsection.



1



ALCOHOL

Converts to acetate, blocking fat oxidation while being metabolized.

Even moderate drinking disrupts belly fat loss disproportionately after 40.

2



HIGH-FRUCTOSE CORN SYRUP

Metabolized directly by the liver and converted to visceral fat at dramatically higher rates than glucose.

Common in processed and packaged foods.

3



REFINED FLOUR PRODUCTS

Rapid glucose spikes create large insulin responses.

Regular use drives insulin resistance and abdominal fat storage.

4



TRANS FATS

Still present in some packaged baked goods, margarines, and restaurant foods.

Directly implicated in visceral fat accumulation.

5



SOY PROTEIN ISOLATE (PROCESSED SOY)

May disrupt estrogen/testosterone balance in hormonally sensitive adults after 40.

NOTE: Whole fermented soy is different.



WHY THESE HIT HARDER AFTER 40

- ✓ Higher insulin sensitivity problems
- ✓ Greater hormonal disruption
- ✓ Faster visceral fat storage

Hormonal changes after 40 make your body more reactive to these foods. The result? More inflammation, poorer metabolism, and stubborn belly fat that won't budge.

Avoid these, and you give your body the edge it needs to finally lose the middle.



BPF RULE:

If a food spikes insulin, increases inflammation, or disrupts hormones, it makes belly-fat loss harder after 40.





BELLY FAT BLUEPRINT

A SIMPLE, PROVEN ROADMAP TO TRANSFORM YOUR BODY, BALANCE YOUR HORMONES, AND LOSE STUBBORN BELLY FAT.



THE BPF PROMISE

Follow the process.
Trust the plan.
Stay consistent.
Your results will follow.

90 DAYS TO
A LEANER, STRONGER,
HAPPIER YOU.

BALANCE HORMONES

OPTIMIZE NUTRITION

TRAIN SMART

MANAGE STRESS

IMPROVE SLEEP

PHASE 1: FOUNDATION (DAYS 1-30)

RESET. STABILIZE. BUILD MOMENTUM.

Reset your hormones, improve energy, and build the habits that set you up for success.

- ✔ Pillar Focus: Insulin Optimization, Hormonal Nutrition, Cortisol Management
- ✔ Follow Training Protocol B
- ✔ Walk 20-30 min daily
- ✔ Remove inflammatory foods and sugar spikes
- ✔ Prioritize sleep and stress reduction
- ✔ Build consistency, not perfection

GOAL:

Reset hormones, reduce bloating, and build daily habits

PHASE 2: ACCELERATION (DAYS 31-60)

INCREASE INTENSITY. BURN MORE FAT.

Increase training intensity, dial in nutrition, and push your body to a new level.

- ✔ Pillar Focus: Metabolic Training, Hormonal Nutrition, Insulin Optimization
- ✔ Increase workout intensity and progression
- ✔ Walk 30-45 min daily (or more)
- ✔ Dial in nutrition and portion control
- ✔ Track progress (weight, waist, photos)
- ✔ Manage stress and optimize sleep
- ✔ Stay consistent and make adjustments

GOAL:

Increase fat loss, build strength, and improve body composition

PHASE 3: TRANSFORMATION (DAYS 61-90)

PEAK RESULTS. NEW LIFESTYLE.

Break through plateaus, refine your habits, and lock in your new lifestyle.

- ✔ Pillar Focus: All Four Pillars Integrated
- ✔ Push training intensity and progression
- ✔ Maintain clean, hormone-supportive nutrition
- ✔ Walk 45-60 min daily
- ✔ Refine habits and eliminate last roadblocks
- ✔ Celebrate progress and stay committed
- ✔ Build a lifestyle you can sustain forever

GOAL:

Transform your body and mind, and create lasting results

YOUR DAILY SUCCESS STRUCTURE



NUTRITION

Eat real, whole foods. Prioritize protein, fiber, healthy fats, and low-glycemic carbs.



TRAINING

Follow Training Protocol B. Lift smart. Train for results.



WALK

Move daily. 20-60 min of walking to burn calories and reduce stress.



STRESS MANAGEMENT

Meditate, breathe, journal, or do what helps you stay calm and focused.



SLEEP

7-9 hours of quality sleep. Your secret weapon for fat loss and recovery.



HYDRATION

Drink 2-3L of water daily. Hydration supports metabolism and hormone balance.



DAILY CHECK-IN

Small actions. Every day. Big results. Over 90 days.

WEEKLY PRIORITIES



FOCUS

Pick 2-3 priorities each week and execute with consistency.



REVIEW

Review your progress, adjust your plan, and stay accountable.



REFINE

Fine-tune nutrition, training, and habits as needed.



CELEBRATE

Celebrate wins—big or small. Progress fuels motivation.

METRICS TO TRACK



WEIGHT

Track weekly, not daily. Look at the trend.



WAIST MEASUREMENT

The best indicator of belly fat loss.



PROGRESS PHOTOS

Visual progress keeps you motivated.



ENERGY & MOOD

More energy, better mood, better you.



PERFORMANCE

Stronger workouts, more reps, better results.

COMMON ROADBLOCKS (AND HOW TO OVERCOME THEM)



SUGAR CRAVINGS

Eat balanced meals, more protein and fiber. Stay hydrated and get enough sleep.



SOCIAL EVENTS

Plan ahead, make smart choices, and don't chase perfection.



LOW MOTIVATION

Focus on your "why." Take action anyway—motivation follows movement.



PLATEAUS

Adjust calories, increase intensity, change up your routine.



HIGH STRESS

Prioritize stress management, breathing, and recovery.

THE ROADMAP TO LONG-TERM SUCCESS



90 DAYS

Complete the plan. Build your new habits.



MAINTAIN

Keep the habits. Stay consistent.



OPTIMIZE

Continue to improve your health, fitness,



INSPIRE

Inspire others with your journey and



LIVE YOUR BEST LIFE

More energy, confidence, and freedom to enjoy

REAL PROGRESS

The Scale Doesn't Tell the Whole Story.
Track What Matters. Trust the Process. Get Results.



THE MINDSET

- ✓ Focus on trends, not daily changes
- ✓ Progress isn't linear—stay consistent
- ✓ You didn't gain it overnight, and you won't lose it overnight
- ✓ Celebrate small wins—they lead to big transformations

REAL PROGRESS = MORE THAN WEIGHT LOSS

Fat loss, muscle gain, hormone balance, and better habits all lead to a leaner, stronger, healthier you.

THE 6 KEY AREAS TO MEASURE



1. BODY COMPOSITION

The most important indicator of fat loss and muscle gain.

HOW TO MEASURE:

- Progress photos
- Waist circumference
- Body fat % (calipers, BIA scale, DEXA if available)



2. MEASUREMENTS

Inches lost is often a better indicator than pounds lost.

HOW TO MEASURE:

- Waist (at navel)
- Hips
- Chest
- Thighs
- Arms



3. STRENGTH & PERFORMANCE

Stronger muscles, better performance, better metabolism.

HOW TO MEASURE:

- Track your lifts
- Notice improvements in reps, sets, or weights
- Track endurance (workouts, cardio)



4. ENERGY & MOOD

More energy, better mood, less stress—big signs of progress.

HOW TO MEASURE:

- Daily energy levels (1-10 scale)
- Mood and motivation
- Stress levels
- Mental clarity



5. SLEEP QUALITY

Better sleep improves recovery, hormones, and fat loss.

HOW TO MEASURE:

- Hours of sleep
- Sleep quality (1-10 scale)
- How rested you feel in the morning



6. HABITS & CONSISTENCY

Your daily actions create your long-term results.

HOW TO MEASURE:

- Nutrition consistency (80/20 rule)
- Workouts completed
- Steps/walking
- Stress management practices

THE POWER OF PHOTOS

Photos don't lie. Take progress photos every 2-4 weeks.



DAY 1 DAY 30 DAY 60 DAY 90

TIP: Same lighting, same pose, same time of day.

HOW TO MEASURE YOUR WAIST



- ✓ Measure at your navel (belly button).
- ✓ Stand relaxed, not holding your breath in.
- ✓ Use a soft tape measure.
- ✓ Track at the same time each week.

WHAT GOOD PROGRESS LOOKS LIKE

SCALE WEIGHT

May go up, down, or stay the same.



BODY COMPOSITION

Fat goes down, muscle goes up.



Focus on the trend over time, not daily fluctuations.

BEST TOOLS TO TRACK PROGRESS



MEASURING TAPE

Track waist, hips, chest, arms, thighs.



PROGRESS PHOTOS

Visual proof that keeps you motivated.



NOTES APP OR JOURNAL

Track workouts, meals, mood, sleep, and reflections.



FITNESS APPS & WEARABLES

Track steps, workouts, sleep, heart rate.



BODY FAT SCALE OR CALIPERS

Optional tools to track body comp.

WEEKLY PROGRESS CHECKLIST

- ✓ Take body measurements
- ✓ Review progress photos
- ✓ Track workouts and strength
- ✓ Rate energy, mood, and stress (1-10)
- ✓ Review sleep quality
- ✓ Assess nutrition consistency
- ✓ Celebrate wins
- ✓ Adjust plan if needed

TIP: Review weekly. Adjust monthly. Transform over 90 days.

VICTORY SIGNS (BEYOND THE SCALE)

- ✓ Clothes fit better
- ✓ Waist gets smaller
- ✓ More energy throughout the day
- ✓ Better workouts and strength
- ✓ Improved sleep
- ✓ Clearer skin
- ✓ Better digestion
- ✓ More confidence
- ✓ You feel in control of your health

COMMON MISTAKES

- ✗ Checking the scale too often
- ✗ Focusing only on weight
- ✗ Comparing yourself to others
- ✗ Getting discouraged by short-term fluctuations
- ✗ Not celebrating small wins

TIP: Be patient, stay consistent, and trust the process.

THE BOTTOM LINE



You didn't gain it overnight, and you won't lose it overnight.
Focus on progress, not perfection.
Trust the plan. Stay consistent.
The results will come.

TRACK THIS. TRUST THIS. TRANSFORM.



Track Consistently



Trust the Process



Stay Patient



Get Results

YOU'VE GOT THIS!

90 DAYS CAN CHANGE EVERYTHING

STRATEGIES

TAKE YOUR RESULTS TO THE NEXT LEVEL

Use these powerful strategies to break plateaus, boost fat loss, and build a body that lasts.



1. CALORIE CYCLING

Strategically eat more on training days and less on rest days to support performance and fat loss.



TRAINING DAY

Eat at maintenance or slightly above.

- More carbs
- More calories
- Fuel performance
- Support recovery



REST DAY

Eat at a slight deficit.

- Fewer carbs
- Fewer calories
- Enhance fat loss
- Improve insulin sensitivity

2. INTERMITTENT FASTING (IF)

A powerful tool for insulin control and fat loss.

POPULAR APPROACH: 16:8 METHOD



- Skip breakfast or eat it later
- Focus on protein, fiber, and whole foods
- Stay hydrated: water, black coffee, tea
- Listen to your body and be consistent

3. REFEED DAYS

Refeed days can boost leptin, support metabolism, and prevent plateaus.

WHEN TO USE:

Every 2-3 weeks or when fat loss stalls.



HOW TO DO IT:

- Increase calories by 15-25%
- Focus on healthy carbs (rice, potatoes, oats, fruit)
- Keep fats moderate
- Return to normal plan the next day

4. STRENGTH PROGRESSION

Build more muscle. Burn more fat. Look better longer.



- Progressive overload is key
- Add weight, reps, or sets over time
- Stronger muscles = higher metabolism
- Track your lifts and aim for steady improvement

5. NEAT: INCREASE YOUR DAILY MOVEMENT

Non-Exercise Activity Thermogenesis (NEAT) can burn 200-800+ extra calories daily.



MORE WALKING



TAKE THE STAIRS



STAND MORE, SIT LESS



WALK AFTER MEALS



ACTIVE CHORES

TIP: 7,000-10,000 steps per day can make a massive difference in fat loss and overall health.

6. SUPPLEMENT STRATEGY (USEFUL, NOT MAGIC)

Supplements can support your results when your foundation is solid.



PROTEIN
Helps hit daily protein goals and supports muscle.



CREATINE
Improves strength, performance, and recovery.



OMEGA-3s
Reduce inflammation and support hormones.



MAGNESIUM
Supports sleep, recovery, and stress management.



VITAMIN D
Supports mood, hormones, and immune function.

7. BREAK PLATEAUS WITH THESE TACTICS

CHANGE YOUR ROUTINE



- Switch exercises
- Change rep ranges
- Try new training splits
- Keep your body guessing

ADJUST CALORIES



- Reduce by 100-200 calories
- Increase if energy is low
- Reassess every 2-3 weeks
- Stay flexible

FOCUS ON RECOVERY



- Prioritize sleep
- Manage stress
- Take deload weeks
- Your body grows when it recovers

TRACK EVERYTHING



- What gets measured gets managed
- Track food, workouts, steps, sleep, and weight
- Look for trends, not perfection

MINDSET MATTERS



- Stay patient
- Trust the process
- Discipline > Motivation
- Don't chase quick fixes

FAT LOSS ACCELERATORS



HIGH PROTEIN MEALS



STAY HYDRATED



SPICY FOODS



GREEN TEA / COFFEE



QUALITY SLEEP

THINGS THAT SLOW YOU DOWN



LIQUID CALORIES



OVEREATING AT NIGHT



CHRONIC STRESS



TOO MUCH SITTING



ALCOHOL OVERUSE

BONUS: LONG-TERM SUCCESS STRATEGIES

- Find an eating style you can live with forever
- Build habits, not restrictions
- Celebrate progress, not just results
- Surround yourself with support and accountability
- Keep learning and evolving
- Remember: This is your lifestyle, not a phase

FINAL WORD

YOU HAVE EVERYTHING YOU NEED TO SUCCEED.

Belly fat after 40 is not about doing more—it's about doing the right things consistently.

- Follow the 4 Pillars
- Stay consistent
- Be patient with the process

“It's not about being perfect. It's about being better than you were yesterday.”

YOU DON'T NEED A NEW BODY. YOU NEED A NEW MINDSET AND A SOLID PLAN.

YOU'VE GOT THIS!